







# Custom Gearing “Request For Quotation” Form

Company Name \_\_\_\_\_  
 Address \_\_\_\_\_  
 City/State \_\_\_\_\_ Zip \_\_\_\_\_  
 Tel. No. \_\_\_\_\_ Fax No. \_\_\_\_\_  
 Contact Name \_\_\_\_\_  
 email \_\_\_\_\_

Date \_\_\_\_\_  
 Ref. \_\_\_\_\_  
 Quantity Req. \_\_\_\_\_  
 P.O. No. \_\_\_\_\_

	Gear Type					
						
	Spur	Helical	Miter	Bevel	Worm	Worm Gear
No. of Teeth						
Pitch (DP, CP MOD)						
Pressure Angle						
Helix Angle						
Hand (LH, RH)						
Material						
Face Width						
Length Through Bore						
Hub Diameter						
Hub Projection						
Bore Diameter						
Keyway						
Setscrew(s)						
Teeth in Mating Gear						
Center Distance						
Mounting Distance						
No. of Starts (Thread)						
Outside Diameter						
Heat Treat — Yes/No						
Depth of Hardness						

Special Information \_\_\_\_\_  
 \_\_\_\_\_  
 \_\_\_\_\_



**FAX to 800-387-0130.** Or give us a call at 800-816-5608.